
















L: Involvement and stronger institutions

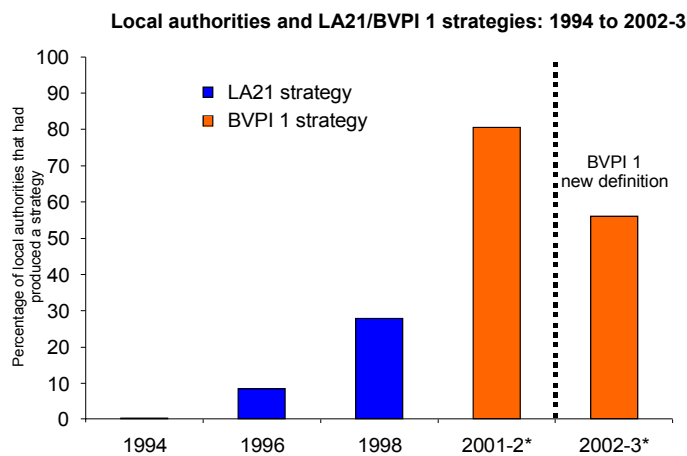
The percentage of households that had participated in voluntary activity in the last year decreased by a quarter between 1996-7 and 2001-2. Household participation rates tend to increase with an area's level of affluence.

In England in 1997-98, 46 per cent of all households thought that their area had a lot of community spirit.

Ref. no.	Indicator	QOLC 1999		QOLC Updated Assessment		
		Change since		Change since		
		1970	1990	1970	1990	Strategy
L1	Number of local authorities with LA21 strategies					
L2	Voluntary activity					
L3	Community spirit					

Indicator: Number of local authorities with LA21 strategies

L1



Change since

- ✔ 1970
- ✔ 1990
- ✔ 1998

United Kingdom (LA 21) and England (BVPI 1)
Source: IDEa, ODPM, Audit Commission

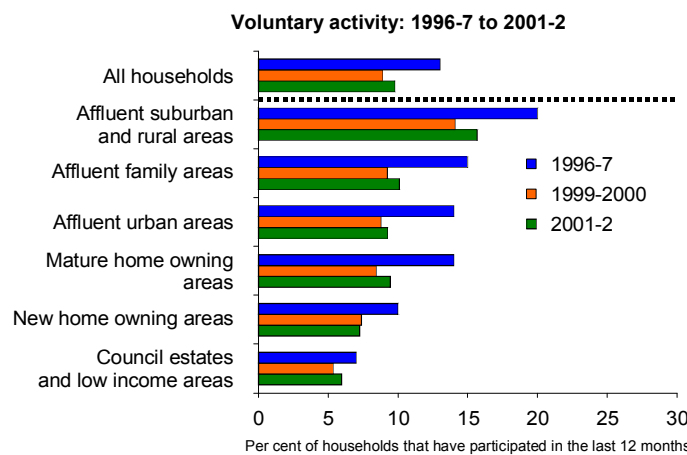
Note: * 2001-2 and 2002-3 data are for England only.

Objective: All local communities to have sustainable development strategies in place by 2000

- An LA21 strategy is a local action plan for sustainable development. In 2001-2 LA21 strategies became absorbed into the Best Value Performance Indicator scheme as BVPI 1.
- The guidance for framing BVPI 1 strategies changed between 2001-2 and 2002-3. The revision meant that between 2001-2 and 2002-3 there was an apparent fall in the percentage of English authorities with BVPI 1 strategies – from 81 per cent to 56 per cent.

Indicator: Voluntary activity

L2



Change since

- ☹ 1970
- ☹ 1990
- ☹ 1996-7

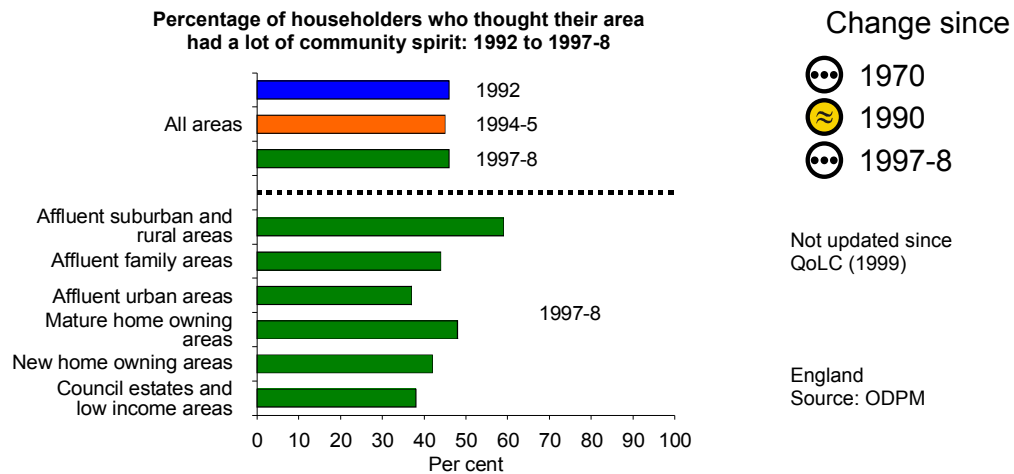
England
Source: ODPM

Objective: Voluntary and community activity can promote social inclusion and cohesion

- The percentage of households that had participated in voluntary activity in the last year decreased by a quarter between 1996-7 and 2001-2.
- Household participation rates tend to increase with an area’s level of affluence. In 2001-2, 6 per cent of households in council estates and low income areas participated in voluntary activity compared with 16 per cent of households in affluent suburban and rural areas.

Indicator: Community Spirit

L3



Objective: Help build a sense of community by encouraging and supporting all forms of community involvement

- The question on which these data are based has not been asked since 1997-98.
- In England in 1997-8, 46 per cent of all households thought that their area had a lot of community spirit, similar to the proportions reported in earlier surveys in 1992 (46 per cent) and in 1994-5 (45 per cent).